

Product catalogue

Mechanized Welding






CONTENTS

Mechanized welding Rail systems MIG	4
<hr/>	
K5	
A5 MIG Rail System 2500	4
K3	
A3 MIG Rail System 2500	21
MagTrac F 61	33



A5 MIG Rail System 2500



BENEFITS

- Fewer human errors affecting the arc movement
- Increased welding productivity
- Light and durable Remote Control Unit makes operation simple and fast
- Easy to use and quick to set up. Save time, costs, and repair work with the easy-to-use user interface and integrated power supply.
- Fast setup time with light, strong, and flexible 2.5 m aluminum rails that can be bent to any curved surfaces, including pipes.
- Magnetic fixing of rails significantly saves set up and reinstallation time Vacuum suction cups available for non-magnetic materials.
- Multiple weaving patterns possible with integrated Weaving Unit
- Can be used in any welding position.
- Flexible adjustment of the tilt and push/pull angle enabled by the welding gun holder
- Significant savings with Kempfi Reduced Gap Technology (RGT), more information www.kemppi.com

OVERVIEW

A5 MIG Rail System 2500 is the most cost efficient way to improve productivity in mechanized MIG/MAG welding. The system has an inbuilt weaving and rail fastening mechanism with magnets or with vacuum suction cups. With the system you can achieve significant savings for all applications where the weld lengths exceed 2 m or in case of multi-layer welds. In mechanized welding, the welding carriage carries the gun (instead of being held in the operator's hand), making the arc movement accurate and steady. The setup includes the FastMig M 420, a top of the line welder with unique WISE welding application software. The smart WISE processes provide significant improvements in welding production efficiency.

RECOMMENDED WELDERS

FastMig M 420 Power source

FastMig MS 300 control panel

MXF 65 EL Wire feeder

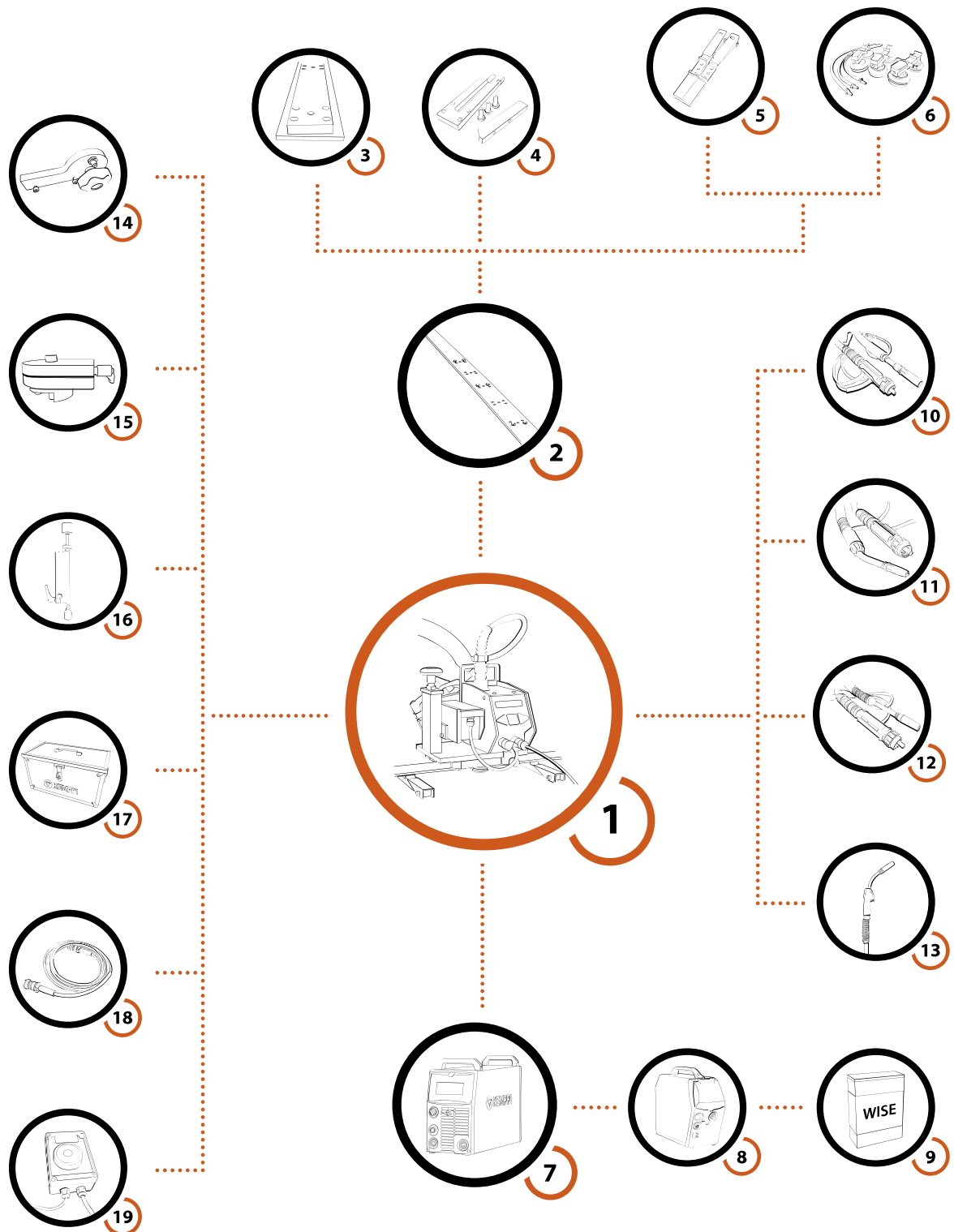
RECOMMENDED SOFTWARE

WisePenetration

WiseFusion



SYSTEM SETUP





① A5 MIG Rail Welding Carriage



TECHNICAL OVERVIEW

Lightweight carriage with a step motor for precise movement. Integrated weaving unit, gun holder clamps, OLED display and easy-to-use interface. Socket for a remote controller. Also suitable for orbital welding with outer diameters greater than 1.5 m. ES-model equipped with electric gun height control. Includes A5 MIG remote control unit. DD-model equipped with double display to allow viewing at any direction.

TECHNICAL SPECIFICATIONS

Product code	6190700 6190730 (-ES Model) 6190732 (-ES DD Model)
Carriage speed	5 - 150 cm/min 5 - 150 cm/min
Input power	30 - 55 V DC or 24 - 50 V AC 30 - 55 V DC or 24 - 50 V AC
Transport speed	200 cm/min 200 cm/min
Weaving speed	10 - 50 mm/s 10 - 50 mm/s
Weaving width	0 - 30 mm 0 - 30 mm
Weaving displacement	± 40 mm ± 40 mm
Dwell time (Adjustable on both sides separately)	0 - 2.0 s
Weaving patterns	3 3
Torch horizontal adjustment (manual)	± 40 mm ± 40 mm
External dimensions LxWxH	365 x 217 x 255 mm
Weight	7.3 kg 7.3 kg

② Rail 2500



TECHNICAL OVERVIEW


A 2.5-meter aluminum rail for the rail carriages. Contains holes for magnetic or suction cup brackets. Does not include the actual fixing brackets. Rail can be bent according to work piece shape within material restrictions. The rail can be bent around items with diameter greater than 1.5 m. Deforming the rail is on customer's responsibility.

TECHNICAL SPECIFICATIONS

Product code	6190710
--------------	---------



3 A5 Stiffener bar for flex rail



TECHNICAL OVERVIEW

The stiffener bar is a 40 x10mm aluminum bar bolted together with the flex rail to make it stiffer if not mounted on a curved surface.

TECHNICAL SPECIFICATIONS

Product code	6190741
--------------	---------

4 A5 MIG Rail quick extension bracket



TECHNICAL OVERVIEW

Bracket for joining two rails together. Quick and tool-free operation.

TECHNICAL SPECIFICATIONS

Product code	6190702
--------------	---------

5 A5 MIG Rail magnet attachment 8 PCS



TECHNICAL OVERVIEW

Kit containing 8 magnet pairs for attachment of 2.5-meter rail section. Equipped with quick release levers. Allowed to be used for work pieces with temperature less than 150°C. Number of magnet pairs per rail section depends on the application. Clamping force of the magnets can be affected by their aging, the temperature cycles and direct mechanical impacts, the base material type and the surface quality.

TECHNICAL SPECIFICATIONS

Product code	6190703
--------------	---------



6 A5 Rail vacuum attachment 4 PCS



TECHNICAL OVERVIEW

Vacuum kit consisting 4 vacuum suction cup pairs for rail attachment to non-magnetic surfaces (Aluminum, stainless steel etc.)

TECHNICAL SPECIFICATIONS

Product code	6190719 - Standard (-40 - 110°C)
	6190704 - Hi temp (-70 - 200°C)

7 FastMig M 420 Power source



TECHNICAL OVERVIEW

The FastMig M 420 is a top performance multi-purpose power source, suitable for many applications. This unit is made for those who are looking to optimize welding productivity and quality.

Alternative:

- FastMig M320 - product code 6132320
- FastMig M420 MV - product code 6132423
- FastMig M520 - product code 6132520

TECHNICAL SPECIFICATIONS

Product code	6132420
Connection voltage 3~ 50/60 Hz	400 V -15...+20%
Fuse (delayed)	35A
Minimum generator power	20kVA (60%) 18kVA (100%)
Welding range	MMA - 15 A/20 V – 420 A/44 V MIG 20 A/12 V – 420 A/44 V U0 = 50 - 58 V
Output 60% ED	420 A
Output 100% ED	380 A
Rated power 60% ED	20 KVA
Rated power 100% ED	18 kVA
Max. welding voltage	45 V
Open circuit voltage MMA	U0 = 48 – 53 V, Uav = 50 V
Open circuit voltage MIG/MAG	U0 = 80–98V
Welding current and voltage range, Stick (MMA)	15 A/20 V – 420 A/44 V
Idle power	25 W
Efficiency at max. current	89 %
Power factor at max. current	0.87
Welding current and voltage range, MIG	20 A/12 V – 420 A/44 V
Operating temperature range	-20 ... +40 °C
External dimensions LxWxH	590 × 230 × 430 mm



Weight (no accessories)	35 kg
Degree of protection	IP23S
Standards	IEC 60974-1, IEC 60974-5, IEC 60974-10
Storage temperature range	-40 ... +60 °C

7 FastCool 10



TECHNICAL OVERVIEW

FastCool 10 is a cooling unit designed for FastMig M welding equipment.

TECHNICAL SPECIFICATIONS

Product code	6068100
Cooling liquid	20% – 40 % etanol/water
Operating voltage	400V -15%...+20%
Connection capacity	250 W (100 %)
Start pressure, max	0.4 MPa
Operating temperature range	-20 ... +40 °C
Degree of protection	IP23S
Tank volume	ca. 3 l
External dimensions	570 x 230 x 280 mm
EMC class	A
Cooling power	1 kW
Storage temperature range	-40 ... +60 °C
Weight	11 kg

7 X8 Power Source 400



TECHNICAL OVERVIEW

Provides 400 A with a 60% duty cycle. Can be ordered with or without X8 Cooler. Control Pad always included with the power source.

TECHNICAL SPECIFICATIONS

Product code	X8100400000 - X8 Power Source 400 X8100400001 - X8 Power Source 400, CUSTOM (Work Pack + WiseFusion) X8100401000 - X8 Power Source 400, cooler X8100401001 - X8 Power Source 400, cooler, CUSTOM (Work Pack + WiseFusion)
Connection voltage 3~ 50/60 Hz	380 - 460 V ±10 %
Fuse	32 A



Open circuit power (MMA) (without cooler and wire feeder, fans OFF)	44 - 53 W
Open circuit power (MMA) (without cooler and wire feeder, fans ON)	107 - 111 W
Open circuit power (MMA) (with cooler, without wire feeder, fans ON)	132 - 137 W
Output 60% ED	400 A
Output 100% ED	320 A
Welding current and voltage range, MIG @ 380 V	20A/14V - 400A/50V
Welding current and voltage range, MMA @ 380 V	15A/20V - 400A/58V
Recommended generator power (min)	25 kVA
Open circuit voltage MMA	50 V
Operating temperature range	-20...+40 °C
External dimensions LxWxH	921 x 348 x 795 mm
Weight (no accessories)	95 kg

7 X8 Power Source 400 MV



TECHNICAL OVERVIEW

Provides 400 A with a 60% duty cycle. The multi-voltage power source is suitable for the most common electrical network voltages. Control Pad always included with the power source. X8 Cooler not included.

TECHNICAL SPECIFICATIONS

Product code	X8100400101 - X8 Power Source 400 MV, CUSTOM (Work Pack + WiseFusion)
Connection voltage 3~ 50/60 Hz	220 - 230 V ±10 % 380 - 460 V ±10 %
Fuse	32 A
Fuse, 380 - 460 V	63 A
Open circuit power (MMA) (without cooler and wire feeder, fans OFF)	44 - 53 W
Open circuit power (MMA) (without cooler and wire feeder, fans ON)	99 - 111 W
Output 60% ED	400 A
Output 100% ED	320 A
Welding current and voltage range, MIG @ 220 V	20 A/14 V - 400 A/50 V
Welding current and voltage range, MIG @ 380 V	20 A/14 V - 400 A/50 V
Welding current and voltage range, MMA @ 220 V	15 A/20 V - 400 A/58 V
Welding current and voltage range, MMA @ 380 V	15 A/20 V - 400 A/58 V
Recommended generator power (min)	35 kVA
Open circuit voltage MMA	50 V
Operating temperature range	-20...+40 °C
External dimensions LxWxH	921 x 348 x 795 mm
Weight (no accessories)	95 kg



7 X8 Power Source 500



TECHNICAL OVERVIEW

Provides 500 A with a 60% duty cycle. Control Pad and X8 Cooler always included with the power source.

TECHNICAL SPECIFICATIONS

Product code	X8100501000 - X8 Power Source 500, cooler X8100501001 - X8 Power Source 500, cooler, CUSTOM (Work Pack + WiseFusion)
Connection voltage 3~ 50/60 Hz	380 - 460 V ±10 %
Fuse	32 A
Open circuit power (MMA) (without cooler and wire feeder, fans OFF)	44 - 53 W
Open circuit power (MMA) (without cooler and wire feeder, fans ON)	107 - 111 W
Open circuit power (MMA) (with cooler, without wire feeder, fans ON)	132 - 137 W
Output 60% ED	500 A
Output 100% ED	400 A
Welding current and voltage range, MIG @ 380 V	20A/14V - 500A/55V
Welding current and voltage range, MMA @ 380 V	15A/20V - 500A/57V
Recommended generator power (min)	35 kVA
Open circuit voltage MMA	50 V
Operating temperature range	-20...+40 °C
External dimensions LxWxH	921 x 348 x 795 mm
Weight (no accessories)	95 kg

7 X8 Power Source 500 MV



TECHNICAL OVERVIEW

Provides 500 A with a 60% duty cycle. The multi-voltage power source is suitable for the most common electrical network voltages. Control Pad and X8 Cooler always included with the power source.

TECHNICAL SPECIFICATIONS

Product code	X8100501100 - X8 Power Source 500 MV, cooler X8100501101 - X8 Power Source 500 MV, cooler, CUSTOM (Work Pack + WiseFusion)
Connection voltage 3~ 50/60 Hz	220 - 230 V ±10 % 380 - 460 V ±10 %
Fuse	32 A
Fuse, 380 - 460 V	63 A



Open circuit power (MMA) (without cooler and wire feeder, fans OFF)	44 - 53 W
Open circuit power (MMA) (without cooler and wire feeder, fans ON)	99 - 111 W
Open circuit power (MMA) (with cooler, without wire feeder, fans ON)	121 - 137 W
Output 60% ED	500 A
Output 100% ED	400 A
Welding current and voltage range, MIG @ 220 V	20A/14V - 500A/55V
Welding current and voltage range, MIG @ 380 V	20A/14V - 500A/55V
Welding current and voltage range, MMA @ 220 V	15A/20V - 500A/57V
Welding current and voltage range, MMA @ 380 V	15A/20V - 500A/57V
Recommended generator power (min)	35 kVA
Open circuit voltage MMA	50 V
Operating temperature range	-20...+40 °C
External dimensions LxWxH	921 x 348 x 795 mm
Weight (no accessories)	95 kg

7 X8 Power Source 600



TECHNICAL OVERVIEW

Provides 600 A with 40% duty cycle. Control Pad and X8 Cooler always included with the power source.

TECHNICAL SPECIFICATIONS

Product code	X8100601000 (Incl. X8 Control Pad and X8 Cooler) Power upgrade 600 for X8 Power Source - X8560000
Connection voltage 3~ 50/60 Hz	380 - 460 V ±10 % 380 - 460 V ±10 %
Fuse	35 A
Open circuit power (MMA) (without cooler and wire feeder, fans OFF)	44 - 53 W
Open circuit power (MMA) (without cooler and wire feeder, fans ON)	107 - 111 W
Open circuit power (MMA) (with cooler, without wire feeder, fans ON)	132 - 137 W
Output 40% ED	600 A
Output 60% ED	530 A
Output 100% ED	440 A
Welding current and voltage range, MIG @ 380 V	10A/10V - 600A/57V
Welding current and voltage range, MMA @ 380 V	10A/10V - 600A/58,5V
Recommended generator power (min)	40 kVA
Open circuit voltage MMA	50 V
Operating temperature range	-20...+40 °C



External dimensions LxWxH	921 x 348 x 795 mm
Weight (no accessories)	95 kg

7 X8 Power Source 600 MV



TECHNICAL OVERVIEW

Provides 600 A with a 40% duty cycle. The multi-voltage power source is suitable for the most common electrical network voltages. Requires a 63 A plug. Control Pad and X8 Cooler always included with the power source.

TECHNICAL SPECIFICATIONS

Product code	X8100601100 (Incl. X8 Control Pad and X8 Cooler) Power upgrade 600 for X8 Power Source - X8560000
Connection voltage 3~ 50/60 Hz	220 - 230 V ± 10 % 380 - 460 V ± 10 %
Fuse, 380 - 460 V	35 A
Open circuit power (MMA) (without cooler and wire feeder, fans OFF)	44 - 53 W
Open circuit power (MMA) (without cooler and wire feeder, fans ON)	99 - 111 W
Open circuit power (MMA) (with cooler, without wire feeder, fans ON)	121 - 137 W
Output 40% ED	600 A
Output 60% ED	530 A
Output 100% ED	440 A
Welding current and voltage range, MIG @ 220 V	10A/10V - 600A/47V
Welding current and voltage range, MIG @ 380 V	10A/10V - 600A/57V
Welding current and voltage range, MMA @ 220 V	10A/10V - 600A/47V
Welding current and voltage range, MMA @ 380 V	10A/10V - 600A/58.5V
Recommended generator power (min)	40 kVA
Open circuit voltage MMA	50 V
Operating temperature range	-20...+40 °C
External dimensions LxWxH	921 x 348 x 795 mm
Weight (no accessories)	95 kg
Fuse, 220 - 230 V	63 A



7 FastMig X 350 Power source



TECHNICAL OVERVIEW

Provides 350 A with an 80% duty cycle. Suitable for generator use.

TECHNICAL SPECIFICATIONS

Product code	6103350
Connection voltage 3~ 50/60 Hz	400 V (-15...+20%)
Fuse (delayed)	35A
Minimum generator power	35 kVA
Output 80% ED	350 A
Output 100% ED	330 A
Open circuit voltage MMA	U ₀ = 70-98 V U _{av} = 50 V
Open circuit voltage MIG/MAG	U ₀ = 80 - 98 V
Operating temperature range	-20 ... +40 °C
External dimensions LxWxH	590 × 230 × 430 mm
Degree of protection	IP23S
Standards	IEC 60974-1, IEC 60974-5, IEC 60974-10

7 FastMig X 450 Power source



TECHNICAL OVERVIEW

FastMig X 450 is the ultimate power source. This unit boosts your productivity and welding quality to a whole new level. Provides 450 A with a 60% duty cycle. Suitable for generator use.

TECHNICAL SPECIFICATIONS

Product code	6103450
Connection voltage 3~ 50/60 Hz	400 V, (-15...+20%)
Fuse (delayed)	35A
Minimum generator power	35 kVA
Output 60% ED	450 A
Output 100% ED	350 A
Open circuit voltage MMA	U ₀ = 70-98 V U _{av} = 50 V
Open circuit voltage MIG/MAG	U ₀ = 80 - 98 V
Operating temperature range	-20 ... +40 °C
External dimensions LxWxH	590 × 230 × 430 mm



Degree of protection	IP23S
Standards	IEC 60974-1, IEC 60974-5, IEC 60974-10

8 MXF 65 EL Wire feeder



TECHNICAL OVERVIEW

Flexibility and performance for all welding applications in today's medium and heavy industries. This unit is compatible with 300 mm spool and is covered in an aluminum casing.

Alternative:

- MXF 63 - product code 6152300
- MXF 63 EL - product code 6152300EL
- MXF 65 - product code 6152100
- MXF 67 - product code 6152200
- MXF 67 EL - product code 6152200EL

TECHNICAL SPECIFICATIONS

Product code	6152100EL
Output 60% ED	520 A
Output 100% ED	440 A
Wire feed mechanism	4-roll
Filler wires, Ss	0.6 – 1.6 mm
Filler wires, Al	1.0 – 2.4 mm
Filler wires, Fe	0.6 – 1.6 mm
Wire feed speed	0 – 25 m/min
Diameter of feed rolls	32 mm
Filler wires, Cored wire	0.8 – 2.0 mm
Wire spool weight, max.	20 kg
Wire spool diameter, max.	300 mm
External dimensions	620 × 210 × 445 mm
Weight	11.1 kg

8 FastMig MS 300 control panel



TECHNICAL OVERVIEW

MS control panel, which includes easy-to-use synergic functionality and a rich selection of additional features for optimizing your welding work. These packages are suitable for professional use in more demanding industrial applications. This panel is for MXF 65 EL and MXF 67 EL wire feeders.



9 WiseFusion



BENEFITS

- Higher welding speed
- Lower heat input resulting in less distortion and better mechanical properties of the weld
- Possibility to weld narrower and deeper grooves
- Excellent weld pool control in position welding
- Easy to weld in all positions
- Automatic arc length control granting always the right parameters
- Easy to use
- Uniform weld quality

TECHNICAL SPECIFICATIONS

Product code	9991014 (FastMig M, FastMigX) X8500000 (X8 MIG Welder) A7500000 (A7 MIG Welder)
--------------	---

9 WisePenetration



BENEFITS

Ensured penetration even in case of:

- Narrow structures where visibility of the arc is a problem
- Limited visibility or accessibility
- Position welding
- Difficult-to-weld joints

TECHNICAL SPECIFICATIONS

Product code	9991000 (FastMig M, FastMigX) A7500001 (A7 MIG Welder)
--------------	---

10 MT51MWC



TECHNICAL OVERVIEW

Kemppi welding gun for mechanization. Water-cooled, 500 A at 100 % duty cycle. For heavy-duty applications. The gun is equipped with 7pin Amphenol connectors that provide power supply and remote control through the gun, without any additional cables.

TECHNICAL SPECIFICATIONS

Product code	4,5 m - 6255162 6,0 m - 6255163
--------------	------------------------------------



11 MMT 42C



TECHNICAL OVERVIEW

Kemppi welding gun for mechanization. Includes the wire liner, neck, gas nozzle and contact tip holder. Gas-cooled, 350 A at 100 % duty cycle. The gun is equipped with 7pin Amphenol connectors that provide power supply and remote control through the gun, without any additional cables.

TECHNICAL SPECIFICATIONS

Product code	4,5 m - 6254207
Cooling	Gas
Filler wires	0.8...1.6 mm
Load capacity, Ar + CO ₂ (100%)	350A

14 A5 weaving tilt bracket



TECHNICAL OVERVIEW

Tilts weaving shaft angle. Allows tilting of weaving shaft to match weaving motion with ie. filler welds that require weaving. For model numbers 6190700, 6190730 and 6190732.

TECHNICAL SPECIFICATIONS

Product code	6190708
--------------	---------

15 A5 weaving turn bracket



TECHNICAL OVERVIEW

Turns weaving shaft horizontally to selected angle. For model numbers 6190700, 6190730 and 6190732.

TECHNICAL SPECIFICATIONS

Product code	6190709
--------------	---------



16 A5 torch floating head



TECHNICAL OVERVIEW

Floating torch head accessory for A5 MIG Rail and A5 MIG Orbital systems. Tracks the surface of work piece mechanically to keep stick-out length constant.

TECHNICAL SPECIFICATIONS

Product code	6190711
--------------	---------

17 A5 carriage carrying and storage box



TECHNICAL OVERVIEW

Plywood storage box for A5 MIG Carriages.

TECHNICAL SPECIFICATIONS

Product code	6190717
--------------	---------

External dimensions LxWxH	555 x 285 x 300 mm
---------------------------	--------------------

18 A5 MIG carriage control cable



TECHNICAL OVERVIEW

Control cable to be used in setups that do not include the special Kempfi welding gun for mechanization. Connected between the carriage and the FastMig wire feeder's remote control connector.

TECHNICAL SPECIFICATIONS

Product code	6190716
--------------	---------



19 A5 MIG carriage transformer



TECHNICAL OVERVIEW

Transformer for powering A5 MIG Carriages when using a non-FastMig power source.

TECHNICAL SPECIFICATIONS

Product code	6190714
--------------	---------

20 Adapter Cable X8 WF Mechanization



TECHNICAL OVERVIEW

Adapter cable to connect X8 Power Source to mechanization systems.

21 Euro Adapter



TECHNICAL OVERVIEW

Euro adapter to connect mechanization MIG welding gun to X8 Power Source.



ADDITIONALS

SuperSnake GT 02SC 15 m

61531501

Synchronized gas cooled subfeeder system for long distances, specially designed for mechanization. Requires MXF synchronization kit (W004030)

SuperSnake GT 02SWC 15 m

61541501

Synchronized water cooled subfeeder system for long distances, specially designed for mechanization. Requires MXF synchronization kit (W004030)

SuperSnake GT 02SWC-70 20 m

61542001

Synchronized water cooled subfeeder system for long distances, specially designed for mechanization. Requires MXF synchronization kit (W004030)

SuperSnake GT 02SWC 25 m

61542501C1

Synchronized water cooled subfeeder system for long distances, specially designed for mechanization. Requires MXF synchronization kit (W004030)



A3 MIG Rail System 2500



BENEFITS

- Unique Kempfi application software significantly improves the production efficiency
- Save setup time using a battery operated model
- No cable costs
- Lightweight carriage is easy to move around and lift on the rail
- No connection to another power supply needed
- Battery capacity for 8-hour operation
- Battery is an industry standard version and commonly available
- Easy-to-use. Simple operation with speed adjustment and change of direction.
- Saves time in preparation and welding because the equipment is also suitable for thermal cutting.
- Operates on the same flexible aluminum rails as A5 MIG Rail System 2500
- Digital control panel enables faster and more intuitive set-up.
- Rapid speed function returns the equipment back to starting point. Welding length presetting contributes to accurate result.

OVERVIEW

A3 MIG Rail System 2500 is a simple and compact battery-driven solution for mechanized MIG welding and thermal cutting for applications where weaving is not needed. In mechanized welding, instead of welding by hand, the welding carriage carries the gun, making the arc movement steady. The handy system is an easy and cost effective choice for weld lengths exceeding 2 m as well as multi-layer welds. It is suitable for welding thick plates in medium-to-heavy industries, e.g. in shipbuilding, offshore, and general fabrication. The system can also be used for plasma or oxy-fuel cutting. The smart WiseFusion process provides significant additional improvements in welding production efficiency.

RECOMMENDED WELDERS

FastMig M 420 Power source

MXF 65 EL Wire feeder

FastMig MS 300 control panel

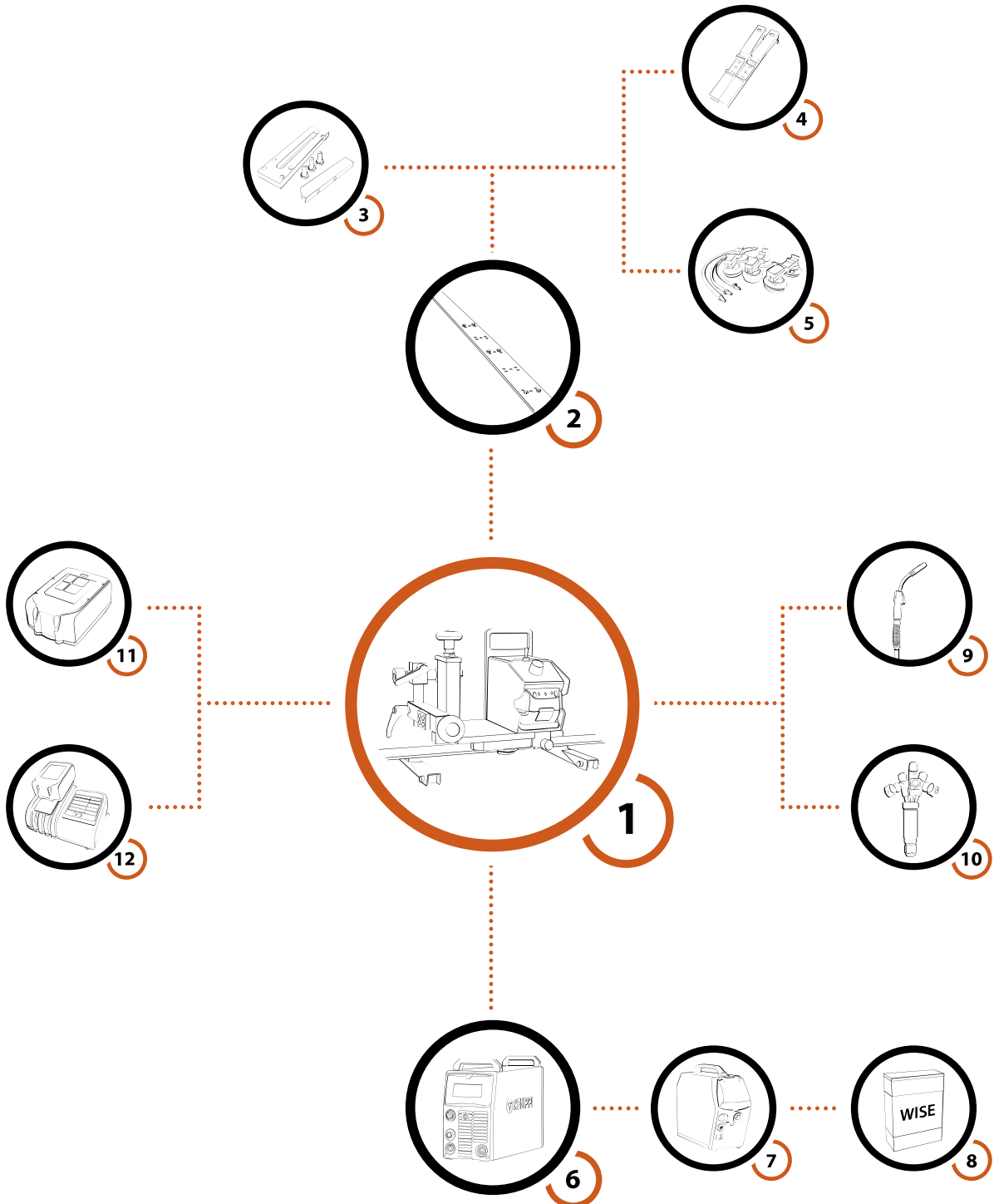
RECOMMENDED SOFTWARE

WisePenetration

WiseFusion



SYSTEM SETUP





1 A3 MIG Rail Welding Carriage



TECHNICAL OVERVIEW

The welding carriage is equipped with a simple user interface for controlling the carriage functions. The carriage draws its driving power from an integrated battery, so there's no need for an external power connection. The battery and battery charger are sold separately.

TECHNICAL SPECIFICATIONS

Product code	6190725
Power	18 VDC (battery)
Battery operation time	8 h
Carriage speed	5 - 100 cm/min
Rail length	2500 mm
External dimensions (Height from plate surface)	330 × 290 × 250 mm
Weight (Including battery)	6.1 kg
Battery type	BL1840

2 Rail 2500



TECHNICAL OVERVIEW

A 2.5-meter aluminum rail for the rail carriages. Contains holes for magnetic or suction cup brackets. Does not include the actual fixing brackets. Rail can be bent according to work piece shape within material restrictions. The rail can be bent around items with diameter greater than 1.5 m. Deforming the rail is on customer's responsibility.

TECHNICAL SPECIFICATIONS

Product code	6190710
--------------	---------

3 A5 MIG Rail quick extension bracket



TECHNICAL OVERVIEW

Bracket for joining two rails together. Quick and tool-free operation.

TECHNICAL SPECIFICATIONS

Product code	6190702
--------------	---------



4 A5 MIG Rail magnet attachment 8 PCS



TECHNICAL OVERVIEW

Kit containing 8 magnet pairs for attachment of 2.5-meter rail section. Equipped with quick release levers. Allowed to be used for work pieces with temperature less than 150°C. Number of magnet pairs per rail section depends on the application. Clamping force of the magnets can be affected by their aging, the temperature cycles and direct mechanical impacts, the base material type and the surface quality.

TECHNICAL SPECIFICATIONS

Product code	6190703
--------------	---------

5 A5 Rail vacuum attachment 4 PCS



TECHNICAL OVERVIEW

Vacuum kit consisting 4 vacuum suction cup pairs for rail attachment to non-magnetic surfaces (Aluminum, stainless steel etc.)

TECHNICAL SPECIFICATIONS

Product code	6190719 - Standard (-40 - 110°C) 6190704 - Hi temp (-70 - 200°C)
--------------	---

6 FastMig M 420 Power source



TECHNICAL OVERVIEW

The FastMig M 420 is a top performance multi-purpose power source, suitable for many applications. This unit is made for those who are looking to optimize welding productivity and quality.

Alternative:

- FastMig M320 - product code 6132320
- FastMig M420 MV - product code 6132423
- FastMig M520 - product code 6132520

TECHNICAL SPECIFICATIONS

Product code	6132420
Connection voltage 3~ 50/60 Hz	400 V -15...+20%
Fuse (delayed)	35A
Minimum generator power	20kVA (60%) 18kVA (100%)
Welding range	MMA - 15 A/20 V – 420 A/44 V MIG 20 A/12 V – 420 A/44 V U0 = 50 - 58 V



Output 60% ED	420 A
Output 100% ED	380 A
Rated power 60% ED	20 KVA
Rated power 100% ED	18 kVA
Max. welding voltage	45 V
Open circuit voltage MMA	U ₀ = 48 – 53 V, U _{av} = 50 V
Open circuit voltage MIG/MAG	U ₀ = 80–98V
Welding current and voltage range, Stick (MMA)	15 A/20 V – 420 A/44 V
Idle power	25 W
Efficiency at max. current	89 %
Power factor at max. current	0.87
Welding current and voltage range, MIG	20 A/12 V – 420 A/44 V
Operating temperature range	-20 ... +40 °C
External dimensions LxWxH	590 × 230 × 430 mm
Weight (no accessories)	35 kg
Degree of protection	IP23S
Standards	IEC 60974-1, IEC 60974-5, IEC 60974-10
Storage temperature range	-40 ... +60 °C

6 FastMig X 350 Power source



TECHNICAL OVERVIEW

Provides 350 A with an 80% duty cycle. Suitable for generator use.

TECHNICAL SPECIFICATIONS

Product code	6103350
Connection voltage 3~ 50/60 Hz	400 V (-15...+20%)
Fuse (delayed)	35A
Minimum generator power	35 kVA
Output 80% ED	350 A
Output 100% ED	330 A
Open circuit voltage MMA	U ₀ = 70-98 V U _{av} = 50 V
Open circuit voltage MIG/MAG	U ₀ = 80 - 98 V
Operating temperature range	-20 ... +40 °C
External dimensions LxWxH	590 × 230 × 430 mm
Degree of protection	IP23S
Standards	IEC 60974-1, IEC 60974-5, IEC 60974-10



6 FastMig X 450 Power source



TECHNICAL OVERVIEW

FastMig X 450 is the ultimate power source. This unit boosts your productivity and welding quality to a whole new level. Provides 450 A with a 60% duty cycle. Suitable for generator use.

TECHNICAL SPECIFICATIONS

Product code	6103450
Connection voltage 3~ 50/60 Hz	400 V, (-15...+20%)
Fuse (delayed)	35A
Minimum generator power	35 kVA
Output 60% ED	450 A
Output 100% ED	350 A
Open circuit voltage MMA	U ₀ = 70-98 V U _{av} = 50 V
Open circuit voltage MIG/MAG	U ₀ = 80 - 98 V
Operating temperature range	-20 ... +40 °C
External dimensions LxWxH	590 × 230 × 430 mm
Degree of protection	IP23S
Standards	IEC 60974-1, IEC 60974-5, IEC 60974-10

6 FastCool 10



TECHNICAL OVERVIEW

FastCool 10 is a cooling unit designed for FastMig M welding equipment.

TECHNICAL SPECIFICATIONS

Product code	6068100
Cooling liquid	20% – 40 % etanol/water
Operating voltage	400V -15%...+20%
Connection capacity	250 W (100 %)
Start pressure, max	0.4 MPa
Operating temperature range	-20 ... +40 °C
Degree of protection	IP23S
Tank volume	ca. 3 l
External dimensions	570 x 230 x 280 mm
EMC class	A
Cooling power	1 kW



Storage temperature range	-40 ... +60 °C
Weight	11 kg

7 MXF 65 EL Wire feeder



TECHNICAL OVERVIEW

Flexibility and performance for all welding applications in today's medium and heavy industries. This unit is compatible with 300 mm spool and is covered in an aluminum casing.

Alternative:

- MXF 63 - product code 6152300
- MXF 63 EL - product code 6152300EL
- MXF 65 - product code 6152100
- MXF 67 - product code 6152200
- MXF 67 EL - product code 6152200EL

TECHNICAL SPECIFICATIONS

Product code	6152100EL
Output 60% ED	520 A
Output 100% ED	440 A
Wire feed mechanism	4-roll
Filler wires, Ss	0.6 – 1.6 mm
Filler wires, Al	1.0 – 2.4 mm
Filler wires, Fe	0.6 – 1.6 mm
Wire feed speed	0 – 25 m/min
Diameter of feed rolls	32 mm
Filler wires, Cored wire	0.8 – 2.0 mm
Wire spool weight, max.	20 kg
Wire spool diameter, max.	300 mm
External dimensions	620 × 210 × 445 mm
Weight	11.1 kg

7 FastMig MS 300 control panel



TECHNICAL OVERVIEW

MS control panel, which includes easy-to-use synergic functionality and a rich selection of additional features for optimizing your welding work. These packages are suitable for professional use in more demanding industrial applications. This panel is for MXF 65 EL and MXF 67 EL wire feeders.



8 WiseFusion



BENEFITS

- Higher welding speed
- Lower heat input resulting in less distortion and better mechanical properties of the weld
- Possibility to weld narrower and deeper grooves
- Excellent weld pool control in position welding
- Easy to weld in all positions
- Automatic arc length control granting always the right parameters
- Easy to use
- Uniform weld quality

TECHNICAL SPECIFICATIONS

Product code	9991014 (FastMig M, FastMigX) X8500000 (X8 MIG Welder) A7500000 (A7 MIG Welder)
--------------	---

8 WisePenetration



BENEFITS

Ensured penetration even in case of:

- Narrow structures where visibility of the arc is a problem
- Limited visibility or accessibility
- Position welding
- Difficult-to-weld joints

TECHNICAL SPECIFICATIONS

Product code	9991000 (FastMig M, FastMigX) A7500001 (A7 MIG Welder)
--------------	---

9 Flexlite GX



TECHNICAL OVERVIEW

Flexlite GX product series contains welding guns to be used in MIG/MAG welding processes. All Flexlite GX welding guns enjoy the Flexlite features for user comfort, welding efficiency and extended consumable parts life.

TECHNICAL SPECIFICATIONS

Flexlite GX	Load capacity, welding guns	Changeable neck	Rotating neck	Pistol grip handle	Type of cooling	Remote control	Welding process	Contact tip	Wire diameters (mm)	Type of connection	LED option	GXR10 Gun Remote	Load capacity, Ar + CO2 (60%)
GX 203G	200 A	No	Yes	Yes	Gas	No	MIG/MAG	M10x1	0.8–1.2	Euro	No		



Flexlite GX 200-250 A welding guns	Load capacity, Ar + CO2 (35%)	Changeable neck	Rotating neck	Pistol grip handle	Type of cooling	Remote control	Welding process	Contact tip	Wire diameters (mm)	Type of connection	LED option	GXR10 Gun Remote	Load capacity, Ar + CO2 (60%)
GX 205G	200 A	No	Yes	Yes	Gas		MIG/MAG	M10x1	0.8-1.2	Euro	No	Yes	
GX 208GMN		Yes	Yes	Yes	Gas	Yes	MIG/MAG	M10x1	0.8-1.2	Kemppi	Yes		200 A
GX 253G	250 A	No	Yes	Yes	Gas	No	MIG/MAG	M6	0.6-1.2	Euro	No		
GX 255G	250 A	No	Yes	Yes	Gas		MIG/MAG	M6	0.6-1.2	Euro	No	Yes	

Flexlite GX 300 A welding guns	GX 303G	GX 303W	GX 305G	GX 305W	GX 305GMN	GX 308GMN
Load capacity, Ar + CO2 (35%)	300 A		300 A		350 A	
Load capacity, Ar + CO2 (100%)		300 A		300 A (3.5m and 5m models) 250 A (6m WS model) 300 A (3.5m and 5m models) 250 A (6m WS model)		
Changeable neck	No	No	No	No	Yes	Yes
Rotating neck	Yes	No	Yes	No	Yes	Yes
Pistol grip handle	Yes	Yes	Yes	Yes	Yes	Yes
Type of cooling	Gas	Water	Gas	Water	Gas	Gas
Remote control	No	No				Yes
Welding process	MIG/MAG	MIG/MAG	MIG/MAG	MIG/MAG	MIG/MAG	MIG/MAG
Contact tip	M10x1	M10x1	M10x1	M10x1	M10x1	M10x1
Wire diameters (mm)	0.8-1.2	0.8-1.6	0.8-1.2 (3.5m and 5m models) 1.0-1.2 (6m and 8m GS models)	0.8-1.6 (3.5m and 5m models) 1.0-1.6 (6m WS model)	0.8-1.2	0.8-1.2
Type of connection	Euro	Euro	Euro	Euro	Euro	Kemppi
LED option	No	No	No	No	No	Yes
GXR10 Gun Remote			Yes	Yes	Yes	
Load capacity, Ar + CO2 (60%)						300 A

Flexlite GX 400 A welding guns	GX 403G	GX 403W	GX 405G	GX 405W	GX 408GMN	GX 428W
Load capacity, Ar + CO2 (35%)	400 A		400 A			
Load capacity, Ar + CO2 (100%)		400 A		400 A (3.5m and 5m models) 300 A (6m and 8m WS models)		420 A (3.5m and 5m models) 300 A (8m WS model)
Changeable neck	No	No	No	No	Yes	No
Rotating neck	Yes	No	Yes	No	Yes	No
Pistol grip handle	Yes	Yes	Yes	Yes	Yes	Yes
Type of cooling	Gas		Gas	Water	Gas	Water
Remote control	No	No			Yes	Yes
Welding process	MIG/MAG	MIG/MAG	MIG/MAG	MIG/MAG	MIG/MAG	MIG/MAG
Contact tip	M10x1	M10x1	M10x1	M10x1	M10x1	M10x1
Wire diameters (mm)	0.8-1.6	0.8-1.6	0.8-1.6	0.8-1.6 (3.5m and 5m models) 1.0-1.6 (6m and 8m WS models)	0.8-1.6	0.8-1.6 (3.5m and 5m models) 1.2-1.6 (8m WS model)
Type of connection	Euro	Euro	Euro	Euro	Kemppi	Kemppi
LED option	No	No	No	No	Yes	Yes (3.5m and 5m models) No (8m WS model)
GXR10 Gun Remote			Yes	Yes		
Load capacity, Ar + CO2 (60%)					400 A	



Flexlite GX 500-600 A welding guns	GX 503W	GX 505W	GX 528W	GX 605W	GX 608W
Load capacity, Ar + CO ₂ (35%)				600 A (40%)	600 A (40%)
Load capacity, Ar + CO ₂ (100%)	500 A	500 A	520 A		
Changeable neck	No	No	No	No	No
Rotating neck	No	No	No	No	No
Pistol grip handle	Yes	Yes	Yes	Yes	Yes
Type of cooling	Water	Water	Water	Water	Water
Remote control	No		Yes		Yes
Welding process	MIG/MAG	MIG/MAG	MIG/MAG	MIG/MAG	MIG/MAG
Contact tip	M10x1	M10x1	M10x1	M10x1	M10x1
Wire diameters (mm)	0.8–1.6	0.8–1.6	0.8–1.6	1.2–2.4	
Type of connection	Euro	Euro	Kemppi	Euro	Kemppi
LED option	No	No	Yes	No	Yes
GXR10 Gun Remote		Yes		Yes	

10 Machine cutting torch



TECHNICAL OVERVIEW

Item includes three tubes with 3 valves. Inlet threads 9/16x18 UNF. Product is suitable for following gasses Oxy-natural Gas/Methane, Oxy-propane/Butane and Oxy-propylene. Cutting tips sold separately.

TECHNICAL SPECIFICATIONS

Product code	SP800679
--------------	----------

11 Battery



TECHNICAL OVERVIEW

Battery 18V / 4Ah.

TECHNICAL SPECIFICATIONS

Product code	9755706
--------------	---------



12 Battery charger



TECHNICAL OVERVIEW

Suitable for battery code 9755706.

TECHNICAL SPECIFICATIONS

Product code

9777582 (EU), 9777583 (UK), 9777584 (AU), 9777585 (DK), 9777586 (CN)



ADDITIONALS

SuperSnake GT02SW, 10 m

6154100

Synchronized water cooled subfeeder system for long distances. Requires MXF synchronization kit (W004030).

SuperSnake GT02SW, 15 m

6154150

Synchronized water cooled subfeeder system for long distances. Requires MXF synchronization kit (W004030).

SuperSnake GT02SW, 20 m

6154200

Synchronized water cooled subfeeder system for long distances. Requires MXF synchronization kit (W004030).

SuperSnake GT02SW, 25 m

6154250

Synchronized water cooled subfeeder system for long distances. Requires MXF synchronization kit (W004030).

SuperSnake GT02S, 10 m

6153100

Synchronized gas cooled subfeeder system for long distances. Requires MXF synchronization kit (W004030).

SuperSnake GT02S, 15 m

6153150

Synchronized gas cooled subfeeder system for long distances. Requires MXF synchronization kit (W004030).

SuperSnake GT02S, 20 m

6153200

Synchronized gas cooled subfeeder system for long distances. Requires MXF synchronization kit (W004030).

SuperSnake GT02S, 25 m

6153250

Synchronized gas cooled subfeeder system for long distances. Requires MXF synchronization kit (W004030).



MagTrac F 61



BENEFITS

- Increased welding productivity and quality
- Improved safety and ergonomics
- Connects to Kemppi FastMig M & X welding equipment
- Power supply and all necessary cables fully integrated in one cable for easy setup - no need for extra cables or transformers
- Only the welding gun needed between the carriage and wire feeder
- Compatible with SuperSnake subfeeder for extra 25 m reach
- Compatible with Wise welding processes for increased productivity and quality
- LCD control panel with a 180° reversible display
- Includes Kemppi's unique gun quick-fixing mechanism
- Extensive selection of functions such as Cycle Weld, Wire Inch and Gas Test
- Welding value and memory channel selection at the carriage control panel

OVERVIEW

Light mechanization is the most efficient way of improving welding productivity at shipyards and metal workshops. **MagTrac F 61** offers easy start-up in mechanized welding and requires no special expertise, as it is operated similar to any ordinary welding machine. The carriage-integrated LCD control panel enables full process control. While the carriage performs the heavy work, the welder can concentrate on monitoring the process and quality. MagTrac F 61 is compatible with Kemppi's Wise™ welding processes, which allow you to further increase your welding productivity and quality. The carriage can easily be moved from one location to another. With MagTrac F 61 you don't need auxiliary control cables or transformers, because everything is fully integrated in one cable.

MagTrac F 61 is sold in packages that contain the carriage unit, power source, wire feeder, welding gun for mechanized welding, and the necessary cables. You can optionally select a package that includes a SuperSnake subfeeder to get up to 25 meters of extra reach.

RECOMMENDED WELDERS

FastMig M 420 Power source

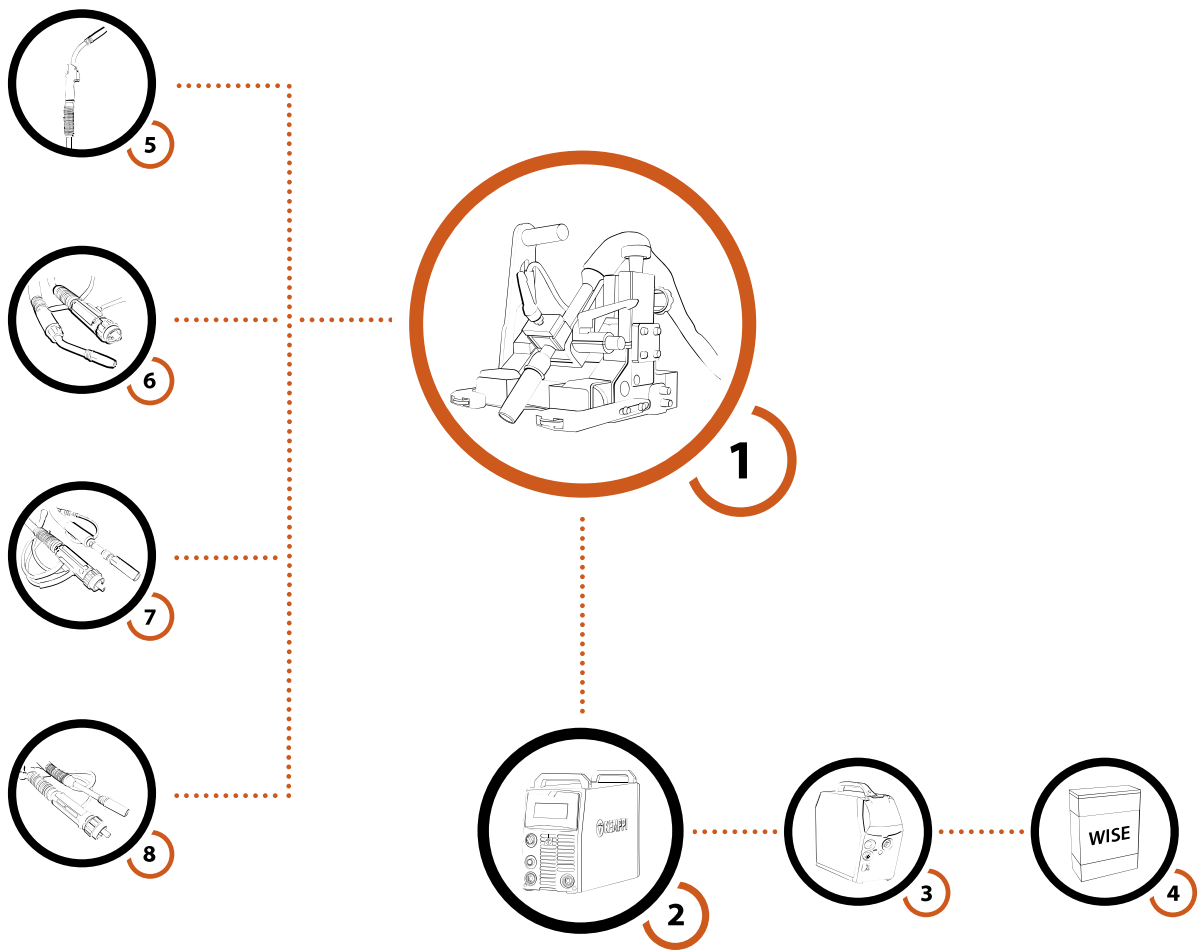
MXF 65 Wire feeder

RECOMMENDED SOFTWARE

WiseFusion




SYSTEM SETUP





1 MagTrac F 61 Welding carriage



TECHNICAL OVERVIEW

The torch carrier unit for light MIG/MAG welding mechanization. Strong magnets keep the carriage on the right track even in demanding jobs.

TECHNICAL SPECIFICATIONS

Product code	6190610
Input power	50 VDC / 1 A
Travel speed	150...1800 mm/min
Torch angle adjustment	±30°
Max. Surface temperature	150°C
Towing power	16 kg
Driving method	Rail-less drive with permanent magnetic suction
Wheels	4 rubber wheels
Tracing method	Guide rollers
Guide roller height range	10...38 mm, 3 positions
Non-welding distance, start	127 mm
Non-welding distance, end	127 mm
Auto-stop function	Limit switch on both sides
Torch model	Kemppi MMT 42C, MT51WC, MMT MN 32C
Torch distance adjustment range (up/down/fw/bw)	45 mm
External dimensions LxWxH	259 × 259 × 285 mm
Weight	6.9 kg

2 FastMig M 420 Power source



TECHNICAL OVERVIEW

The FastMig M 420 is a top performance multi-purpose power source, suitable for many applications. This unit is made for those who are looking to optimize welding productivity and quality.

Alternative:

- FastMig M320 - product code 6132320
- FastMig M420 MV - product code 6132423
- FastMig M520 - product code 6132520

TECHNICAL SPECIFICATIONS

Product code	6132420
Connection voltage 3~ 50/60 Hz	400 V -15...+20%
Fuse (delayed)	35A
Minimum generator power	20kVA (60%) 18kVA (100%)



Welding range	MMA - 15 A/20 V – 420 A/44 V MIG 20 A/12 V – 420 A/44 V U ₀ = 50 - 58 V
Output 60% ED	420 A
Output 100% ED	380 A
Rated power 60% ED	20 KVA
Rated power 100% ED	18 kVA
Max. welding voltage	45 V
Open circuit voltage MMA	U ₀ = 48 – 53 V, U _{av} = 50 V
Open circuit voltage MIG/MAG	U ₀ = 80–98V
Welding current and voltage range, Stick (MMA)	15 A/20 V – 420 A/44 V
Idle power	25 W
Efficiency at max. current	89 %
Power factor at max. current	0.87
Welding current and voltage range, MIG	20 A/12 V – 420 A/44 V
Operating temperature range	-20 ... +40 °C
External dimensions LxWxH	590 × 230 × 430 mm
Weight (no accessories)	35 kg
Degree of protection	IP23S
Standards	IEC 60974-1, IEC 60974-5, IEC 60974-10
Storage temperature range	-40 ... +60 °C

② FastMig X 350 Power source



TECHNICAL OVERVIEW

Provides 350 A with an 80% duty cycle. Suitable for generator use.

TECHNICAL SPECIFICATIONS

Product code	6103350
Connection voltage 3~ 50/60 Hz	400 V (-15...+20%)
Fuse (delayed)	35A
Minimum generator power	35 kVA
Output 80% ED	350 A
Output 100% ED	330 A
Open circuit voltage MMA	U ₀ = 70-98 V U _{av} = 50 V
Open circuit voltage MIG/MAG	U ₀ = 80 - 98 V
Operating temperature range	-20 ... +40 °C
External dimensions LxWxH	590 × 230 × 430 mm
Degree of protection	IP23S
Standards	IEC 60974-1, IEC 60974-5, IEC 60974-10



② FastMig X 450 Power source



TECHNICAL OVERVIEW

FastMig X 450 is the ultimate power source. This unit boosts your productivity and welding quality to a whole new level. Provides 450 A with a 60% duty cycle. Suitable for generator use.

TECHNICAL SPECIFICATIONS

Product code	6103450
Connection voltage 3~ 50/60 Hz	400 V, (-15...+20%)
Fuse (delayed)	35A
Minimum generator power	35 kVA
Output 60% ED	450 A
Output 100% ED	350 A
Open circuit voltage MMA	U ₀ = 70-98 V U _{av} = 50 V
Open circuit voltage MIG/MAG	U ₀ = 80 - 98 V
Operating temperature range	-20 ... +40 °C
External dimensions LxWxH	590 x 230 x 430 mm
Degree of protection	IP23S
Standards	IEC 60974-1, IEC 60974-5, IEC 60974-10

② FastCool 10



TECHNICAL OVERVIEW

FastCool 10 is a cooling unit designed for FastMig M welding equipment.

TECHNICAL SPECIFICATIONS

Product code	6068100
Cooling liquid	20% – 40 % etanol/water
Operating voltage	400V -15%...+20%
Connection capacity	250 W (100 %)
Start pressure, max	0.4 MPa
Operating temperature range	-20 ... +40 °C
Degree of protection	IP23S
Tank volume	ca. 3 l
External dimensions	570 x 230 x 280 mm
EMC class	A
Cooling power	1 kW



Storage temperature range	-40 ... +60 °C
Weight	11 kg

3 MXF 65 Wire feeder



TECHNICAL OVERVIEW

Flexibility and performance for all welding applications in today's medium and heavy industries. This unit is compatible with 300 mm spool and is covered in an aluminum casing.

Alternative:

- MXF 63 - product code 6152300
- MXF 63 EL - product code 6152300EL
- MXF 65 EL - product code 6152100EL
- MXF 67 - product code 6152200
- MXF 67 EL - product code 6152200EL

TECHNICAL SPECIFICATIONS

Product code	6152100
Output	440 A (100%) 520 A (60%)
Wire feed mechanism	4 - roll
Wire feed speed adjustment	0 – 25 m/min
Gun connection	Euro
Filler wire sizes (Fe solid)	0.6 – 1.6 mm
Filler wire sizes (Fe cored)	0.8 – 2.0 mm
Filler wire sizes (Ss)	0.6 – 1.6 mm
Filler wire sizes (Al)	1.0 – 2.4 mm
Operating temperature range	-20 ... +40 °C
External dimensions LxWxH	620 × 210 × 445 mm
Degree of protection	IP23S
Standards	IEC 60974-5
Wire spool weight, max.	20 kg
Weight (empty)	11.1 kg
Wire spool diameter, max.	300 mm

4 WiseFusion



BENEFITS

- Higher welding speed
- Lower heat input resulting in less distortion and better mechanical properties of the weld
- Possibility to weld narrower and deeper grooves
- Excellent weld pool control in position welding
- Easy to weld in all positions
- Automatic arc length control granting always the right parameters
- Easy to use
- Uniform weld quality

TECHNICAL SPECIFICATIONS

Product code	9991014 (FastMig M, FastMigX) X8500000 (X8 MIG Welder) A7500000 (A7 MIG Welder)
--------------	---



7 MT51MWC



TECHNICAL OVERVIEW

Kemppi welding gun for mechanization. Water-cooled, 500 A at 100 % duty cycle. For heavy-duty applications. The gun is equipped with 7pin Amphenol connectors that provide power supply and remote control through the gun, without any additional cables.

TECHNICAL SPECIFICATIONS

Product code	4,5 m - 6255162
	6,0 m - 6255163

8 MMT 42C



TECHNICAL OVERVIEW

Kemppi welding gun for mechanization. Includes the wire liner, neck, gas nozzle and contact tip holder. Gas-cooled, 350 A at 100 % duty cycle. The gun is equipped with 7pin Amphenol connectors that provide power supply and remote control through the gun, without any additional cables.

TECHNICAL SPECIFICATIONS

Product code	4,5 m - 6254207
Cooling	Gas
Filler wires	0.8...1.6 mm
Load capacity, Ar + CO ₂ (100%)	350A



ADDITIONALS

SuperSnake GT 02SC 15 m

61531501

Synchronized gas cooled subfeeder system for long distances, specially designed for mechanization. Requires MXF synchronization kit (W004030)

SuperSnake GT 02SWC 15 m

61541501

Synchronized water cooled subfeeder system for long distances, specially designed for mechanization. Requires MXF synchronization kit (W004030)

SuperSnake GT 02SWC-70 20 m

61542001

Synchronized water cooled subfeeder system for long distances, specially designed for mechanization. Requires MXF synchronization kit (W004030)

SuperSnake GT 02SWC 25 m

61542501C1

Synchronized water cooled subfeeder system for long distances, specially designed for mechanization. Requires MXF synchronization kit (W004030)

WWW.KEMPPI.COM

Kemppi is the pioneering company within the welding industry. It is our role to develop solutions that make you win business. Headquartered in Lahti, Finland, Kemppi employs over 800 welding experts in 17 countries and has a revenue of more than 150 MEUR. Our offering includes welding solutions - intelligent equipment, welding management software and expert services - for both demanding industrial applications and ready-to-weld needs. Local expertise is available via our global partner network covering over 60 countries.

